
Town of Urbanna, Virginia

Annual Financial Report

For the Year Ended June 30,
2020

Davis and Associates Certified Public Accountants, PLLC

12230 Clarksville Pike
Suite K
Clarksville, Maryland 21029

THIS PAGE INTENTIONALLY LEFT BLANK

Town of Urbanna, Virginia

Financial Report

Fiscal Year Ended June 30, 2020

Town of Urbanna, Virginia

Financial Report
Year Ended June 30, 2020

TABLE OF CONTENTS

	<u>Page</u>
Independent Auditor's Report	1
Management's Discussion and Analysis	3
<u>Basic Financial Statements</u>	
<i>Government-Wide Financial Statements</i>	
Exhibit 1 Statement of Net Position	10
Exhibit 2 Statement of Activities	11
<i>Fund Financial Statements</i>	
Exhibit 3 Balance Sheet - Governmental Funds	13
Exhibit 4 Reconciliation of the Governmental Funds Balance Sheet to the Statement of Net Position	14
Exhibit 5 Statement of Revenues, Expenditures and Changes in Fund Balances - Governmental Funds	15
Exhibit 6 Reconciliation of the Statement of Revenues, Expenditures and Changes in Fund Balances of Governmental Funds to the Statement of Activities	16
Exhibit 7 Statement of Net Position - Proprietary Funds	17
Exhibit 8 Statement of Revenues, Expenses and Changes in Net Position - Proprietary Funds	18
Exhibit 9 Statement of Cash Flows - Proprietary Funds	19
Notes to the Principal Financial Statements	22-37

Town of Urbanna, Virginia

Financial Report

Year Ended June 30, 2020

TABLE OF CONTENTS (Continued)

<i>Required Supplementary Information</i>		<u>Page</u>
Exhibit 10	Schedule of Revenues, Expenditures and Changes in Fund Balances - Budget and Actual - General Fund	39
Exhibit 11	Virginia Retirement System - Schedule of Pension Funding Progress	40
Exhibit 12	Notes to the Required Supplementary Information	41
<i>Supporting Schedules</i>		
Schedule 1	Schedule of Revenues - Budget and Actual - General Fund	43
Schedule 2	Schedule of Expenditures - Budget and Actual - General Fund	44
<u>Compliance</u>		
	Independent Auditor's Report on Internal Control over Financial Reporting and on Compliance and Other Matters Based on an Audit of Financial Statements Performed in Accordance with <i>Government Auditing Standards</i>	45

TOWN OF URBANNA, VIRGINIA
DIRECTORY OF PRINCIPAL OFFICIALS

Town Council

Diane Gravatt, Mayor
William "Bill" Smith
Boyd Wiley
George DeVries
Barbara Hartley
William "Bill" Goldsmith
Larry Chowning

Official

Holly Gailey, Administrator

Independent Auditor's Report

**The Honorable Governing Body
Town of Urbanna, Virginia**

Report on the Financial Statements

We have audited the accompanying financial statements of the governmental activities and business-type activities of the Town of Urbanna, Virginia ("The Town"), as of and for the year ended June 30, 2020, and the related notes to the financial statements which collectively comprise The Town's basic financial statements as listed in the table of contents.

Management's Responsibility for the Financial Statements

Management is responsible for the preparation and fair presentation of these financial statements in accordance with accounting principles generally accepted in the United States of America ; this includes the design, implementation, and maintenance of internal control relevant to the preparation and fair presentation of financial statements that are free from material misstatement, whether due to fraud or error.

Auditor's Responsibility

Our responsibility is to express an opinion on these financial statements based on our audit. Our responsibility is to express opinions on these financial statements based on our audit. We conducted our audit in accordance with auditing standards generally accepted in the United States of America and the standards applicable to financial audits contained in *Government Auditing Standards*, issued by the Comptroller General of the United States and the *Specifications for Audits of Counties, Cities, and Towns*, issued by the Auditor of Public Accounts of the Commonwealth of Virginia. Those standards require that we plan and perform the audit to obtain reasonable assurance about whether the financial statements are free from material misstatement.

An audit involves performing procedures to obtain audit evidence about the amounts and disclosures in the financial statements. The procedures selected depend on the auditor's judgment, including the assessment of the risks of material misstatement of the financial statements, whether due to fraud or error. In making those risk assessments, the auditor considers internal control relevant to the entity's preparation and fair presentation of the financial statements in order to design audit procedures that are appropriate in the circumstances, but not for the purpose of expressing an opinion on the effectiveness of the entity's internal control. Accordingly, we express no such opinion. An audit also includes evaluating the appropriateness of accounting policies used and the reasonableness of significant accounting estimates made by management, as well as evaluating the overall presentation of the financial statements.

We believe that the audit evidence we have obtained is sufficient and appropriate to provide a basis for our audit opinion.

Opinions

In our opinion, the financial statements referred to above present fairly, in all material respects, the respective financial position of the governmental activities, the business-type activities of the Town of Urbanna, Virginia as of June 30, 2020, and the respective changes in financial position and cash flows thereof and the respective budgetary comparison for the General Fund for the year then ended in accordance with accounting principles generally accepted in the United States of America.

Other Matters

Required Supplementary Information

Accounting principles generally accepted in the United States of America require that the management's discussion and analysis on pages 3-9 be presented to supplement the basic financial statements. Such information, although not a part of the basic financial statements, is required by the Governmental Accounting Standards Board, who considers it to be an essential part of financial reporting for placing the basic financial statements in an appropriate operational, economic, or historical context. We have applied certain limited procedures to the required supplementary information in accordance with auditing standards generally accepted in the United States of America, which consisted of inquiries of management about the methods of preparing the information and comparing the information for consistency with management's responses to our inquiries, the basic financial statements, and other knowledge we obtained during our audit of the basic financial statements. We do not express an opinion or provide any assurance on the information because the limited procedures do not provide us with sufficient evidence to express an opinion or provide any assurance.

Clarksville, Maryland
March 30, 2022

Town of Urbanna, Virginia
Management's Discussion and Analysis
For the Fiscal Year Ended June 30, 2020

The Management's Discussion and Analysis of the financial performance of the Town of Urbanna, Virginia (the "Town") provides an overall review of the Town's financial activities for the fiscal year ended June 30, 2020. The intent of this discussion and analysis is to look at the Town's financial performance as a whole. Readers should also review the notes to the basic financial statements and financial statements to enhance their understanding of the Town's financial performance.

Financial Highlights

Net position at June 30, 2020, for the Governmental and Business Type activities was \$2,844.808 and \$603.797 respectively.

Overview of the Financial Statements

This annual report consists of two parts – management's discussion and analysis and the basic financial statements consisting of a *Statement of Net Position*; *Statement of Revenues, Expenses, and Changes in Net Position*; *Statement of Cash Flows*; and related footnotes. The Statement of Net Position represents the financial position of the Town and provides information about the activities of the Town, including all short-term and long-term financial resources and obligations. The Town's financial statements present two kinds of statements, each with a different snapshot of the Town's finances. The government-wide financial statements provide both long-term and short-term information about the Town's overall financial status. Both perspectives allow the user to address relevant questions, broaden the basis of comparison and enhance the Town's accountability.

Government-Wide Financial Statements

Government-wide financial statements are designed to provide readers with a broad overview of the Town's finances in a manner similar to a private-sector business. The *Statement of Net Position* (Exhibit 1) presents information on all Town assets and liabilities with the difference between the two reported as *net position*. Over time increases or decreases in net position may serve as a useful indicator of whether the financial position of the Town is improving or deteriorating. However, other non-financial factors will need to be considered, such as changes in the Town's property tax base and condition of the Town's infrastructure. The *Statement of Activities* (Exhibit 2) presents information identifying how net position changed during the most recent fiscal year. All changes in net position are reported as soon as the underlying event giving rise to the change occurs, regardless of when cash is received or paid.

In the ***Statement of Net Position*** (Exhibit 1) and the ***Statement of Activities*** (Exhibit 2), the Town is divided into the following:

Governmental activities - The Town's basic municipal services are reported here and include general government, public safety, building and grounds, highways and streets, community development, public health, and cultural and recreation. These activities are mainly supported by taxes and intergovernmental revenue.

Business-type activities - The Town charges user fees to customers to help offset all or most of the cost of the services provided. The business-type activities of the Town reported in this section include Water and Sewer Utility.

Fund Financial Statements

A fund is a grouping of related accounts that is used to maintain control over resources that have been segregated for specific activities or objectives. The Town, like other state and local governments, uses fund accounting to ensure and demonstrate compliance with finance-related legal requirements. All of the funds of the Town can be divided into three categories: governmental funds, proprietary funds, and fiduciary funds.

- **Governmental Funds**

Governmental funds are used to account for essentially the same functions reported as governmental activities in the government-wide financial statements. However, unlike the government-wide financial statements, governmental fund financial statements focus on near-term inflows and outflows of spendable resources, as well as on balances of spendable resources available at the end of the fiscal year. Such information may be useful in assessing a government's near-term financing requirements. Because the focus of governmental funds is narrower than that of the government-wide financial statements, it is useful to compare the information presented for governmental funds with similar information presented for governmental activities in the government-wide financial statements. By doing so, readers may better understand the long-term impact of the government's near-term financing decisions. Both the governmental fund balance sheet and the governmental fund statement of revenues, expenditures, and changes in fund balances provide a reconciliation to facilitate this comparison between governmental funds and governmental activities.

The Town maintains ten individual governmental funds. Information is presented separately in the governmental fund balance sheet and in the governmental fund statement of revenues, expenditures, and changes in fund balances for the general fund and the Taber Trust fund which are considered to be major funds. Data from the other governmental funds, the Historical Trust fund and the Grant's fund are combined into a single aggregated presentation. Individual fund data for each of these nonmajor governmental funds is provided in the form of combining statements in the combining and individual fund statements and schedules section of this report. The Town adopts an annual appropriated budget for its general fund. A budgetary comparison statement has been provided for the general fund to demonstrate compliance with this budget.

- **Proprietary Funds**

Proprietary Funds – The Town maintains proprietary funds to account for enterprise fund operations that report the same functions as business-type activities in the government-wide financial statements. The Town uses enterprise funds to account for its water and sewer operations. Proprietary funds provide the same type of information as the government-wide financial statements, only in more detail. The proprietary fund financial statements provide separate information for the fund.

Notes to the Financial Statements

The notes provide additional information that is necessary to acquire a full understanding of the data provided in the government-wide and fund financial statements.

Other Information

In addition to the basic financial statements and accompanying notes, this report also presents required supplementary information concerning the Town's progress in funding its obligations to provide pension benefits to its employees

Government-Wide Financial Statements Analysis

Net position may serve over time as one useful indicator of a government's financial condition. The assets and deferred outflows of the Town of Urbanna exceeded liabilities and deferred inflows by \$3,448,605 as of June 30, 2020. The Town's net position increased by \$273,068 for the fiscal year ended June 30, 2020.

Several particular aspects of the Town's financial operations positively influenced the total unrestricted governmental net position:

- Continued diligence in the collection of property taxes – \$268,966 of the \$268,197 billed
- Strong performance in charges for services - \$488,697
- Surplus in the Net Pension Liability - \$(308,022)
- Meals Tax revenues of \$129,526 represents a \$26,551 increase from previous year
- The Town is not carrying any long-term debt

Town remained strong financially despite Covid pandemic beginning in 3 fiscal quarter effected pool revenues and expenses increased residential usage.

New financial system Edmunds adopted in January required major retraining and adjustment from old system.

STATEMENT OF NET POSITION (Exhibit 1) – For the Fiscal Year Ended June 30, 2020, and 2019

	Primary Government			Primary Government		
	Governmental Activities	Business Type Activities	Total	Governmental Activities	Business Type Activities	Total
ASSETS						
Cash and cash equivalents	\$ 429,868	\$ 411,848	\$ 841,717	\$ 377,470	\$ 386,603	\$ 764,073
Restricted assets:						
Temporarily restricted:						
Cash and cash equivalents	1,462,136	-	1,462,136	1,170,766	-	1,170,766
Capital assets (net of accumulated depreciation):						
Land	228,324	251,000	479,324	228,324	251,000	479,324
Other capital assets	377,216	252	377,468	428,306	36,432	464,738
Total assets	\$ 2,497,545	\$ 663,100	\$ 3,160,645	\$ 2,204,867	\$ 674,035	\$ 2,878,901
Deferred Outflow of Resources:						
Total Deferred Outflow of Resources	\$ 2,488	-	2,488	-	-	-
Total Assets and Deferred Outflow of Resources	\$ 2,500,033	663,100	3,163,133	2,204,867	674,035	2,878,901
LIABILITIES						
Accounts payable and accrued liabilities	\$ (46,081)	\$ 44,841	\$ (1,240)	\$ (34,852)	\$ 40,841	\$ 5,989
Utility deposits	-	14,462	14,462	-	14,462	14,462
Long-term liabilities:						
Net Pension Liability	(308,022)	-	(308,022)	(325,548)	-	(325,548)
Total liabilities	\$ (354,103)	\$ 59,303	\$ (294,800)	\$ (360,400)	\$ 55,302	\$ (305,098)
Deferred Inflow of Resources:						
Total Deferred Inflow of Resources	\$ 9,328	-	9,328	8,463	-	8,463
Total Liabilities and Deferred Inflow of Resources	\$ (344,775)	59,303	(285,472)	(351,937)	55,302	(296,635)
NET POSITION						
Net investment in capital assets	\$ 916,050	\$ 251,252	\$ 1,167,302	\$ 982,178	\$ 287,432	\$ 1,269,610
Unrestricted (deficit)	1,928,758	352,545	2,281,303	1,574,626	331,301	1,905,927
Total net position	\$ 2,844,808	\$ 603,797	\$ 3,448,605	\$ 2,556,804	\$ 618,733	\$ 3,175,537

STATEMENT OF ACTIVITIES (Exhibit 2) – For the Fiscal Year Ended June 30, 2020, and 2019

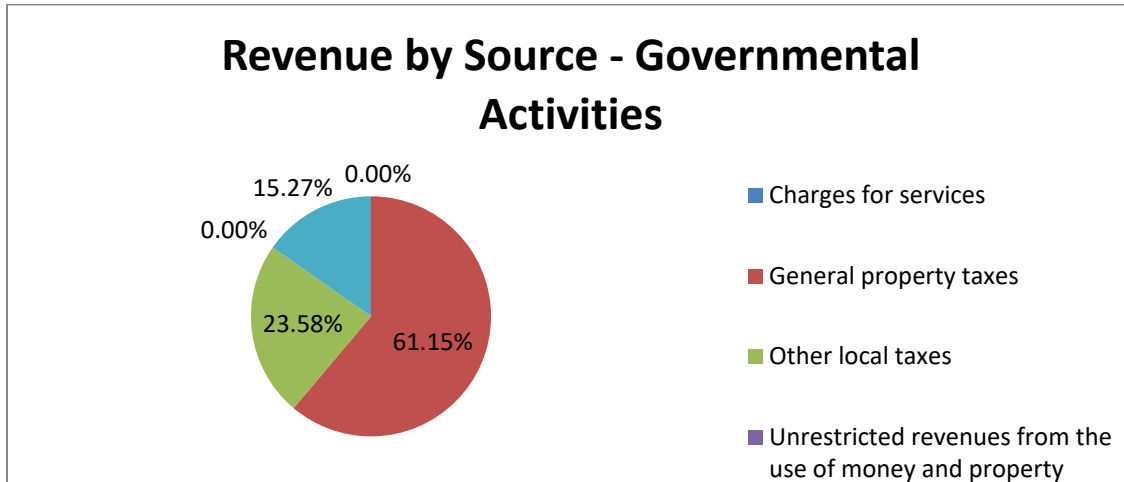
Statement of Activities

Change in Net Position

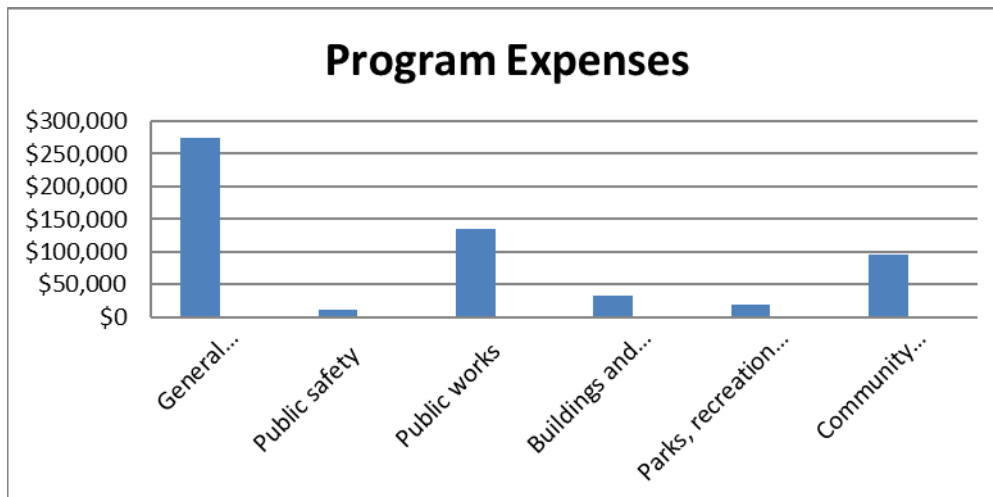
For Fiscal Years Ending June 30, 2020 and 2019

	Governmental Activities		Business - Type Activities		Total Primary Government	
	2020	2019	2020	2019	2020	2019
Revenues:						
Program revenues:						
Charges for services	\$ -	\$ -	\$ 488,697	\$ 461,565	\$ 488,697	\$ 461,565
General revenues:						
General property taxes	268,966	242,300	-	-	268,966	242,300
Other local taxes	103,725	85,050	-	-	103,725	85,050
Restaurant and food taxes	129,527	100,000	-	-	129,527	100,000
Unrestricted revenues from the use of money and property	-	1,100	-	-	-	1,100
Miscellaneous	67,182	63,195	-	-	67,182	63,195
Total revenues	\$ 569,399	\$ 491,645	\$ 488,697	\$ 461,565	\$ 1,058,097	\$ 953,210
Expenses:						
General government	\$ 274,081	\$ 298,951	\$ -	\$ -	\$ 274,081	\$ 298,951
Public safety	11,945	10,000	-	-	11,945	10,000
Public works	135,767	111,599	-	-	135,767	111,599
Buildings and grounds	32,671	74,647	-	-	32,671	74,647
Parks, recreation and cultural	18,831	1,131	-	-	18,831	1,131
Community development	95,024	76,185	-	-	95,024	76,185
Enterprise funds	-	-	431,618	322,919	431,618	322,919
Total expenses	\$ 568,319	\$ 572,513	\$ 431,618	\$ 322,919	\$ 999,937	\$ 895,432
Increase (decrease) in net position before transfers	\$ 1,080	\$ (80,868)	\$ 57,079	\$ 138,646	\$ 58,159	\$ 57,778
Transfers	(18,700)	-	18,700	-	-	-
Increase (decrease) in net position	\$ (17,620)	\$ (80,868)	\$ 75,779	\$ 138,646	\$ 58,159	\$ 57,778
Net position - beginning, as adjusted	2,862,427	2,637,671	528,018	480,087	3,390,445	3,117,758
Net position - ending	\$ 2,844,808	\$ 2,556,803	\$ 603,797	\$ 618,733	\$ 3,448,604	\$ 3,175,536

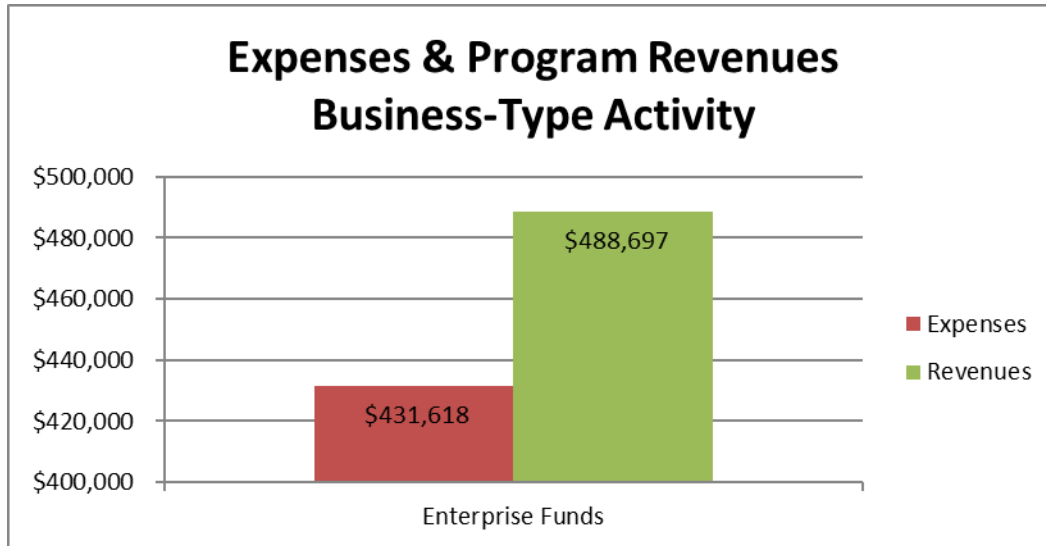
Primary Government Revenues



Primary Government Expenses



Business Type Activities - Revenues and Expenses



Economic Factors and Future Outlook

Presently, the Town is not aware of any significant changes in conditions that would have a significant effect on the administrative expenses in the near future.

Contacting Town's Financial Management

This financial report is designed to provide citizens, taxpayers, investors, and creditors with a general overview of the Town's finances and to reflect the Town's accountability for the monies it receives. The Town may be contacted at Town of Urbanna, Virginia - P.O. Box 179, Urbanna, Virginia 23175.

June 30, 2020
Statement of Net Position

	Primary Government		Total
	Governmental Activities	Business - Type Activities	
ASSETS			
Cash and cash equivalents	\$ 429,868	\$ 411,848	\$ 841,717
Restricted assets:			
Temporarily restricted:			
Cash and cash equivalents	1,462,136	-	1,462,136
Capital assets (net of accumulated depreciation):			
Land	228,324	251,000	479,324
Other capital assets	377,216	252	377,468
Total assets	<u>\$ 2,497,545</u>	<u>\$ 663,100</u>	<u>\$ 3,160,645</u>
Deferred Outflow of Resources:			
Total Deferred Outflow of Resources	<u>\$ 2,488</u>	<u>-</u>	<u>2,488</u>
Total Assets and Deferred Outflow of Resources	<u>\$ 2,500,033</u>	<u>663,100</u>	<u>3,163,133</u>
LIABILITIES			
Accounts payable and accrued liabilities	\$ (46,081)	\$ 44,841	\$ (1,240)
Utility deposits	-	14,462	14,462
Long-term liabilities:			
Net Pension Liability	<u>(308,022)</u>	<u>-</u>	<u>(308,022)</u>
Total liabilities	<u>\$ (354,103)</u>	<u>\$ 59,303</u>	<u>\$ (294,800)</u>
Deferred Inflow of Resources:			
Total Deferred Inflow of Resources	<u>\$ 9,328</u>	<u>-</u>	<u>9,328</u>
Total Liabilities and Deferred Inflow of Resources	<u>\$ (344,775)</u>	<u>59,303</u>	<u>(285,472)</u>
NET POSITION			
Net investment in capital assets	\$ 916,050	\$ 251,252	\$ 1,167,302
Unrestricted (deficit)	<u>1,928,758</u>	<u>352,545</u>	<u>2,281,303</u>
Total net position	<u>\$ 2,844,808</u>	<u>\$ 603,797</u>	<u>\$ 3,448,605</u>

The accompanying notes to the financial statements are an integral part of this statement

Year Ended June 30, 2020
Statement of Activities

Functions/Programs	Expenses	Program Revenues			Net (Expense) Revenue and Changes in Primary Government		
		Charges for Services	Operating Grants and Contrib.	Capital Grants and Contrib.	Governmental Activities	Business- Type Activities	Total
PRIMARY GOVERNMENT:							
Governmental activities:							
General government							
administration:	\$ 276,805	\$ 2,725	\$ -	\$ -	(274,081)	\$ -	\$ (274,081)
Public safety	11,945	-	-	-	(11,945)	-	(11,945)
Public works	135,767	-	-	-	(135,767)	-	(135,767)
Buildings and grounds	32,671	-	-	-	(32,671)	-	(32,671)
Parks, recreation, and cultural	18,831	-	-	-	(18,831)	-	(18,831)
Community development	95,024	-	-	-	(95,024)	-	(95,024)
Total governmental activities	\$ 571,044	\$ 2,725	\$ -	\$ -	(568,319)	\$ -	\$ (568,319)
Business-type activities:							
Water	\$ 324,350	\$ 362,832	\$ -	\$ -	\$ -	\$ 38,481	\$ 38,481
Uptons Point	107,268	125,866	-	-	-	18,598	18,598
Total business-type activities	\$ 431,618	\$ 488,697	\$ -	\$ -	\$ -	\$ 57,079	\$ 57,079
Total primary government	\$ 1,002,662	\$ 491,422	\$ -	\$ -	(568,319)	\$ 57,079	\$ (511,240)
General revenues:							
General property taxes					\$ 268,966	\$ -	\$ 268,966
Other local taxes					233,252	-	233,252
Permits, privilege fees, and regulatory licenses					2,725	-	2,725
Charges for services					3,163	-	3,163
Miscellaneous					61,294	-	61,294
Transfers					(18,700)	18,700	-
Total general revenues and transfers					\$ 550,699	\$ 18,700	\$ 569,399
Changes in net position					(17,620)	75,779	58,159
Net position - beginning, as adjusted					2,862,427	528,018	3,390,445
Net position - ending					\$ 2,844,808	\$ 603,797	\$ 3,448,605

The accompanying notes to the financial statements are an integral part of this statement

June 30, 2020
 Balance Sheet
 Governmental Funds

	<u>General</u>	<u>Permanent Fund Taber Trust Fund</u>	<u>Other Governmental Funds</u>	<u>Total</u>
ASSETS				
Cash and cash equivalents	\$ 277,885	\$ -	\$ 151,983	\$ 429,868
Restricted Assets				
Cash and cash equivalents	-	1,170,766	291,370	1,462,136
Total assets	<u>\$ 277,885</u>	<u>\$ 1,170,766</u>	<u>\$ 443,353</u>	<u>\$ 1,892,005</u>
LIABILITIES AND FUND BALANCES				
Liabilities:				
Accounts payable	\$ 10,407	\$ 5,150	\$ -	\$ 15,557
Accrued liabilities	<u>(61,638)</u>	<u>-</u>	<u>-</u>	<u>(61,638)</u>
Total liabilities	<u>\$ (51,232)</u>	<u>\$ 5,150</u>	<u>\$ -</u>	<u>\$ (46,082)</u>
Fund balances:				
Nonspendable:				
Corpus of historical trust fund	\$ -	\$ 1,170,766	\$ 151,983	\$ 1,322,749
Restricted:				
Residential benefit	-	-	-	-
Debt Service	-	-	-	-
Unassigned	<u>329,116</u>	<u>(5,150)</u>	<u>291,370</u>	<u>615,336</u>
Total fund balances	<u>\$ 329,116</u>	<u>\$ 1,165,616</u>	<u>\$ 443,353</u>	<u>\$ 1,938,086</u>
Total liabilities and fund balances	<u>\$ 277,885</u>	<u>\$ 1,170,766</u>	<u>\$ 443,352</u>	<u>\$ 1,892,003</u>

The accompanying notes to the financial statements are an integral part of this statement

June 30, 2020

Reconciliation of the Governmental Funds Balance Sheet to the Statement of Net Position

Amounts reported for governmental activities in the statement of net position are different because:

Total fund balances per Exhibit 3 – Balance Sheet – Governmental Funds	\$	1,938,086
Capital assets used in governmental activities are not financial resources and, therefore, are not reported in the funds. Those assets consist of:		
Land	\$	228,324
Depreciable capital assets, net of accumulated depreciation		377,216
Total capital assets		<u>605,540</u>
Liabilities		
Certain liabilities are not due and payable in the current period and, therefore, are not reported in the funds.		<u>310,510</u>
Deferred inflows of resources		
Deferred inflows of resources are not due and payable in the current period and, therefore, are not reported in the funds.		<u>(9,328)</u>
net position of governmental activities	\$	<u><u>2,844,808</u></u>

Year Ended June 30, 2020

Statement of Revenues, Expenditures and Changes in Fund Balances

Governmental Funds

	General	Permanent Fund Taber Trust Fund	Other Governmental Funds	Total
REVENUES				
General property taxes	\$ 268,966	\$ -	\$ -	268,966
Other local taxes	233,252	-	-	233,252
Permits, privilege fees, and regulatory licenses	2,725	-	-	2,725
Charges for services	3,163	-	-	3,163
Miscellaneous	51,294	10,000	-	61,294
Total revenues	<u>\$ 559,399</u>	<u>\$ 10,000</u>	<u>\$ -</u>	<u>\$ 569,399</u>
EXPENDITURES				
Current:				
General government administration	\$ 226,932	\$ -	\$ -	226,932
Public safety	11,945	-	-	11,945
Public works	71,463	28,217	-	99,680
Buildings and grounds	32,671	-	-	32,671
Parks, recreation, and cultural	17,061	-	-	17,061
Community development	95,024	-	-	95,024
Total expenditures	<u>\$ 455,097</u>	<u>\$ 28,217</u>	<u>\$ -</u>	<u>\$ 483,314</u>
Excess (deficiency) of revenues over (under) expenditures	<u>\$ 104,302</u>	<u>\$ (18,217)</u>	<u>\$ -</u>	<u>\$ 86,085</u>
OTHER FINANCING SOURCES (USES)				
Proceeds from debt issuance	\$ -	\$ -	\$ -	-
Transfers in	-	-	-	-
Transfers out	(18,700)	-	-	(18,700)
Total other financing sources (uses)	<u>\$ (18,700)</u>	<u>\$ -</u>	<u>\$ -</u>	<u>\$ (18,700)</u>
Net change in fund balances	\$ 85,602	\$ (18,217)	\$ -	67,385
Fund balances - beginning, as adjusted	243,514	\$ 1,183,833	\$ 443,353	\$ 1,870,700
Fund balances - ending	<u>\$ 329,116</u>	<u>\$ 1,165,616</u>	<u>\$ 443,353</u>	<u>\$ 1,938,086</u>

Year Ended June 30, 2020

Reconciliation of the Statement of Revenues, Expenditures and Changes in Fund Balances of
Governmental Funds to the Statement of Activities

Amounts reported for governmental activities in the statement of activities are different because:

Net change in fund balances – total governmental funds (Exhibit 5)	\$	67,385
--	----	--------

Governmental funds report capital outlays as expenditures. However, in the statement of activities, the cost of those assets is allocated over their estimated useful lives and reported as depreciation expense. This is the amount by which the capital outlays exceeded depreciation in the current period.	(51,090)
--	----------

Some expenses and other adjustments reported in the statement of activities do not require the use of current financial resources and, therefore, are not reported as expenditures in the governmental funds.	(33,915)
---	----------

Change in net position of governmental activities	\$ <u>(17,620)</u>
---	--------------------

June 30, 2020

Statement of Net Position

Proprietary Fund

	<u>Business-Type Activities</u>		
	<u>Water Fund</u>	<u>Uptons Point Fund</u>	<u>Total Funds</u>
ASSETS			
Current assets:			
Cash	\$ 411,848	\$ -	\$ 411,848
Accounts receivable	-	-	-
Due from other funds	-	-	-
Total current assets	<u>\$ 411,848</u>	<u>\$ -</u>	<u>\$ 411,848</u>
Noncurrent assets:			
Capital assets:			
Land	\$ 251,000	\$ -	\$ 251,000
Other capital assets	1,632,962	-	1,632,962
Less accumulated depreciation	<u>(1,632,710)</u>	<u>-</u>	<u>(1,632,710)</u>
Total capital assets	<u>\$ 251,252</u>	<u>\$ -</u>	<u>\$ 251,252</u>
Total noncurrent assets	<u>\$ 251,252</u>	<u>\$ -</u>	<u>\$ 251,252</u>
Total assets	<u>\$ 663,100</u>	<u>\$ -</u>	<u>\$ 663,100</u>
Deferred Outflow of Resources:			
Total Deferred Outflow of Resources	<u>\$ -</u>	<u>\$ -</u>	<u>\$ -</u>
Total Assets and Deferred Outflow of Resources	<u>\$ 663,100</u>	<u>\$ -</u>	<u>\$ 663,100</u>
LIABILITIES			
Current liabilities:			
Accounts payable	\$ 43,840	\$ 1,001	\$ 44,841
Utility deposits	14,462	-	14,462
Total current liabilities	<u>\$ 58,302</u>	<u>\$ 1,001</u>	<u>\$ 59,303</u>
Noncurrent liabilities:			
Long-term liabilities	<u>\$ -</u>	<u>\$ -</u>	<u>\$ -</u>
Total noncurrent liabilities	<u>\$ -</u>	<u>\$ -</u>	<u>\$ -</u>
Total liabilities	<u>\$ 58,302</u>	<u>\$ 1,001</u>	<u>\$ 59,303</u>
Deferred Inflow of Resources:			
Total Deferred Inflow of Resources	<u>\$ -</u>	<u>\$ -</u>	<u>\$ -</u>
Total Liabilities and Deferred Inflow of Resources	<u>\$ 58,302</u>	<u>\$ 1,001</u>	<u>\$ 59,303</u>
NET POSITION			
Net investment in capital assets	\$ 251,252	\$ -	\$ 251,252
Unrestricted	353,546	(1,001)	352,545
Total net position	<u>\$ 604,798</u>	<u>\$ (1,001)</u>	<u>\$ 603,797</u>

The accompanying notes to the financial statements are an integral part of this statement

Year Ended June 30, 2020
Statement of Revenues, Expenses and Changes in Net Position
Proprietary Fund

	Business-Type Activities		
	Water Fund	Uptons Point Fund	Total Funds
OPERATING REVENUES			
Charges for services	\$ 326,651	\$ 125,866	\$ 452,516
Total operating revenues	<u>\$ 326,651</u>	<u>\$ 125,866</u>	<u>\$ 452,516</u>
OPERATING EXPENSES			
Personnel services	\$ 44,859	\$ 17,520	\$ 62,379
Fringe benefits	3,819	1,340	5,160
Contractual services	13,680	-	13,680
Other charges	87,545	10,943	98,488
Materials and supplies	2,618	1,197	3,815
Construction in progress	135,649	76,267	211,916
Total operating expenses	<u>\$ 288,170</u>	<u>\$ 107,268</u>	<u>\$ 395,438</u>
Operating income (loss)	<u>\$ 38,480</u>	<u>\$ 18,598</u>	<u>\$ 57,078</u>
NONOPERATING REVENUES (EXPENSES)			
Total nonoperating revenues (expenses)	\$ -	\$ -	\$ -
Income before contributions and transfers	<u>\$ 38,480</u>	<u>\$ 18,598</u>	<u>\$ 57,078</u>
Transfers In	\$ 18,700	\$ -	\$ 18,700
Transfers Out	<u>-</u>	<u>-</u>	<u>-</u>
Change in net position	\$ 57,180	\$ 18,598	\$ 75,778
Total net position - beginning	<u>547,617</u>	<u>(19,599)</u>	<u>528,018</u>
Total net position - ending	<u>\$ 604,797</u>	<u>\$ (1,001)</u>	<u>\$ 603,797</u>

Year Ended June 30, 2020
Statement of Cash Flows
Proprietary Fund

	<u>Business-Type Activities</u>		
	<u>Water Fund</u>	<u>Upton's Point Fund</u>	<u>Total Funds</u>
CASH FLOWS FROM OPERATING ACTIVITIES			
Receipts from customers	\$ 326,651	\$ 125,866	\$ 452,516
Payments to employees and on behalf of employees	(48,678)	(18,860)	(67,538)
Payments to suppliers	(239,492)	(88,407)	(327,899)
Net cash provided (used) by operating activities	<u>\$ 38,480</u>	<u>\$ 18,598</u>	<u>\$ 57,078</u>
CASH FLOWS FROM NONCAPITAL AND RELATED FINANCING ACTIVITIES			
Increase (decrease) in due to other funds	\$ -	\$ -	\$ -
Adjustments to Capital Assets	(13,237)	-	(13,237)
Net cash provided (used) by noncapital and related financing activities	<u>\$ (13,237)</u>	<u>\$ -</u>	<u>\$ (13,237)</u>
CASH FLOWS FROM CAPITAL AND RELATED FINANCING ACTIVITIES			
Principal payments on debt	\$ -	\$ -	\$ -
Net cash provided (used) by capital and related financing activities	<u>\$ -</u>	<u>\$ -</u>	<u>\$ -</u>
Net increase (decrease) in cash and cash equivalents	\$ 25,243	\$ 18,599	\$ 43,843
Cash and cash equivalents - beginning	386,604	(18,599)	368,005
Cash and cash equivalents - ending	<u>\$ 411,848</u>	<u>\$ -</u>	<u>\$ 411,848</u>
Reconciliation of operating income (loss) to net cash provided (used) by operating activities			
Operating income (loss)	\$ 38,480	\$ 18,598	\$ 57,078
Adjustments to reconcile operating income (loss) to net cash provided (used) by operating activities:			
Depreciation	\$ (17,194)	\$ -	\$ (17,194)
Changes in operating accounts			-
Accounts receivable	-	-	-
Accounts payable and accrued liabilities	17,194	-	17,194
Customer deposits	-	-	-
Total adjustments	<u>\$ -</u>	<u>\$ -</u>	<u>\$ -</u>
Net cash provided (used) by operating activities	<u>\$ 38,480</u>	<u>\$ 18,598</u>	<u>\$ 57,078</u>

NOTES TO THE PRINCIPAL FINANCIAL STATEMENTS

NOTE 1 SUMMARY OF SIGNIFICANT ACCOUNTING POLICIES

Narrative Profile

The Town of Urbanna (the “Town”), located in Middlesex County, Virginia, approximately 45 miles from Williamsburg, Virginia, was incorporated in 1902. The town has a population of 476 and a land area of .42 square miles.

The Town is governed under the Council-Manager form of government. The Town government engages in wide ranges of municipal services including general government administration, public safety, public works, park and recreation, cultural and community development. Judicial administration, education, fire, library, health and welfare services are provided by Middlesex County.

The financial statements of the Town of Urbanna, Virginia have been prepared in conformity with accounting principles generally accepted in the United States of America (GAAP) as applied to government units promulgated by the Governmental Accounting Standards Board (GASB). The more significant of the government’s accounting policies are described below.

A. Financial Reporting Entity

Management’s Discussion and Analysis: GASB Statement No. 34 requires that financial statements be accompanied by a narrative introduction and analytical overview of the government’s financial activities in the form of “Management’s Discussion and Analysis” (MD&A). This analysis is similar to the analysis the private sector provides in their annual reports.

Government-Wide Financial Statements: The reporting model includes financial statements prepared using full accrual accounting for all of the government’s activities. This approach includes not just current assets and liabilities (such as cash and accounts payable) but also capital assets and long-term liabilities (such as buildings and infrastructure, including bridges and roads, and general obligation debt). Accrual accounting also reports all of the revenues and costs of providing services each year, not just those received or paid in the current year or soon thereafter.

Statement of Net Position: The Statement of Net Position is designed to display the financial position of the primary government (government and business-type activities) and its discretely presented component units. Governments report all capital assets, including infrastructure, in the government-wide Statement of Net Position and report depreciation expense – the cost of “using up” capital assets – in the Statement of Activities. The net position of a government will be broken down into three categories: 1) Net investment in capital assets; 2) restricted; and 3) unrestricted.

Statement of Activities: The government-wide Statement of Activities reports expenses and revenues in a format that focuses on the cost of each of the government’s functions. The expense of individual functions is compared to the revenues generated directly by the function (for instance, through user charges or intergovernmental grants).

Fund Financial Statements: Separate financial statements are provided for governmental funds and proprietary funds. Major individual governmental funds and major individual enterprise funds are reported as separate columns in the fund financial statements.

Budgetary Comparison Schedules: Demonstrating compliance with the adopted budget is an important component of a government’s accountability to the public. Many citizens participate in the process of establishing the annual operating budgets of state and local governments, and have a keen interest in following the actual financial progress of their governments over the course of the year. The Town and many other governments revise their original budgets over the course of the year for a variety of reasons. The budgetary comparison schedules present the government’s original budget to the current comparison of final budget and actual results for its major funds.

A. Financial Reporting Entity (continued)

Accounting principles generally accepted in the United States require financial statements to present the primary government and its component units, entities for which the government is considered to be financially accountable. Blended component units, although legally separate entities, are, in substance, part of the government's operations and so data from these units are combined with data of the primary government. The Town has no component units that meet the requirements for blending. Discretely presented component units, on the other hand, are reported in a separate column in the government-wide statements to emphasize they are legally separate from the primary government. The Town does not have any discretely presented component units.

B. Government-Wide and Fund Financial Statements

The basic financial statements include both government-wide and fund financial statements. The focus is on both the Town as a whole and the fund financial statements, including the major individual funds of the governmental and business-type categories, as well as fiduciary funds (by category) and the component units, if applicable. Both the government-wide and fund financial statements (within the basic financial statements) categorize primary activities as either governmental or business type. In the government-wide Statement of Net Position, both the governmental and business-type activities columns (a) are presented on a consolidated basis by column, and (b) are reflected on a full accrual, economic resource basis, which incorporates long-term assets and receivables as well as long-term debt and obligations. Each presentation provides valuable information that can be analyzed and compared (between years and between governments) to enhance the usefulness of the information. The Town generally first uses restricted assets for expenses incurred for which both restricted and unrestricted assets are available. The Town may defer the use of restricted assets based on a review of the specific transaction.

The government-wide Statement of Activities reflects both the gross and net cost per functional category (public safety, public works, community development, etc.) that are otherwise being supported by general government revenues (property, sales and use taxes, certain intergovernmental revenues, fines, permits and charges, etc.). The Statement of Activities reduces gross expenses (including depreciation) by related program revenues, operating and capital grants, and contributions. The program and revenues must be directly associated with the function (public safety, public works, community development, etc.) or a business-type activity. Program revenues include: 1) charges to customers or applicants who purchase, use, or directly benefit from goods, services, or privileges provided by a given function, and 2) grants and contributions that are restricted to meeting the operation or capital requirements of a particular function or segment. Taxes and other items not properly included among program revenues are reported as general revenues. The Town does not allocate indirect expenses. The operating grants include operating-specific and discretionary (either operating or capital) grants while the capital grants column reflects capital-specific grants. Internal service charges, if applicable, are eliminated and the net income or loss from internal service activities is allocated to the various functional expense categories based on the internal charges to each function. In the fund financial statements, financial transactions and accounts of the Town are organized on the basis of funds. The operation of each fund is considered to be an independent fiscal and separate accounting entity, with a self-balancing set of accounts recording cash and/or other financial resources together with all related liabilities and residual equities or balances, and changes therein, which are segregated for the purpose of carrying on specific activities or attaining certain objectives in accordance with special regulations, restrictions, or limitations. The fund statements are presented on a current financial resource measurement focus and modified accrual basis of accounting. This is the manner in which these funds are normally

B. Government-Wide and Fund Financial Statements (continued)

budgeted. Since the governmental fund statements are presented on a different measurement focus and basis of accounting than the government-wide statements' governmental column, a reconciliation is presented that briefly explains the adjustment necessary to reconcile the fund financial statements to the governmental column of the government-wide financial statements.

Proprietary fund operating revenues consist of charges for services and related revenues. Non-operating revenues consist of contributions, grants, investment earnings and other revenues not directly derived from the providing of services.

The Town applies all GASB pronouncements as well as the Financial Accounting Standards Board (FASB) pronouncements issued on or before November 30, 1989, unless these pronouncements conflict with or contradict GASB pronouncements.

The following is a brief description of the specific funds used by the Town in FY 2020.

1. *Governmental Funds* – Governmental Funds account for and report the expendable financial resources, other than those accounted for and reported in Proprietary and Fiduciary Funds. The Governmental Funds utilize the modified accrual basis of accounting where the measurement focus is upon determination of financial position and changes in financial position, rather than upon net income determination as would apply to a commercial enterprise. The individual Governmental Funds are:

General Fund – The General Fund accounts for and reports all revenues and expenditures of the Town which are not accounted for and reported in the other funds. Revenues are primarily derived from general property taxes, other local taxes, licenses and permits, and revenues from other governmental units. The General Fund is considered a major fund for financial reporting purposes.

Permanent Funds – Permanent Funds are used to account for resources that are legally restricted to the extent that only the earnings, and not principal, may be used for purposes that support the reporting government's programs, that is, for the benefit of the government of its citizenry. Permanent Funds include the following funds:

Taber Trust Fund – The income generated from this fund can only be used for recreational and charitable purposes. To date the funds are primarily used to cover expenses of the pool and contributions to the library, fire and rescue squads. This fund is reported as a major fund of the Town.

Historic Trust Fund – The income generated from this fund is used to promote, enhance or maintain the historic character of the Town. This fund is reported as a non-major fund of the Town.

2. *Enterprise Funds* – Enterprise Funds account for the financing of services to the general public where all or most of the operating expenses involved are recorded in the form of charges to users of such services. Enterprise Funds consist of the Water Fund and the Upton's Point Fund.

C. Basis of Accounting

The accounting and financial reporting treatment applied to a fund is determined by its measurement focus. All Governmental Funds are accounted for using a current financial resources measurement focus. With this measurement focus, only current assets and current liabilities generally are included on the balance sheet. Operating statements of these funds present increases (i.e., revenues and other financing sources) and decreases (i.e., expenditures and other financing uses) in net current assets.

All proprietary funds are accounted for on a flow of economic resources measurement focus. With this measurement focus, all assets and all liabilities associated with the operation of these funds are included on the statement of net position. Proprietary fund-type operating statements present increases (e.g., revenues) and decreases (e.g., expenses) in net total position.

1. *Governmental Funds* – Governmental funds utilize the modified accrual basis of accounting under which revenues and related assets are recorded when measurable and available to finance operations during the year. Accordingly, real and personal property taxes are recorded as revenues and receivables when billed, net of allowances for uncollectible amounts, except that property taxes not collected within 45 days after year-end are reflected as deferred revenues. Sales and utility taxes, which are collected by the State or utilities and subsequently remitted to the Town, are recognized as revenues and receivables upon collection by the State or utility, which is generally in the month preceding receipt by the Town. Licenses, permits, fines and rents are recorded as revenues when received. Intergovernmental revenues, consisting primarily of State and other grants for the purpose of funding specific expenditures, are recognized when measurable and available or at the time of the specific expenditure.

Expenditures, other than interest on long-term debt, are recorded as the related fund liabilities are incurred. Principal and interest on long-term debt are recognized when due, except for amounts due on July 1, which are accrued.

2. *Proprietary Funds* – The accrual basis of accounting is used for the Enterprise Fund. Under the accrual method, revenues are recognized in the accounting period in which they are earned, while expenses are recognized in the accounting period in which the related liability is incurred.

D. Budgets and Budgetary Accounting

The following procedures are used by the Town in establishing the budgetary data reflected in the financial statements:

1. Prior to May 1, the Town Manager submits to the Town Council a proposed operating and capital budget for the fiscal year commencing the following July 1. The operating and capital budget includes proposed expenditures and the means of financing them.
2. Public hearings are conducted to obtain citizen comments.
3. Prior to June 30, the budget is legally enacted through passage of an Appropriations Resolution.
4. The Appropriations Resolution places legal restrictions on expenditures at the department or category level. The appropriation for each department or category can be revised only by the Town Council. The Town Administrator is authorized to transfer budgeted amounts within departments.
5. Formal budgetary integration is employed as a management control device during the year for all funds.
6. All budgets are adopted on a basis consistent with generally accepted accounting principles (GAAP).

NOTE 1 SUMMARY OF SIGNIFICANT ACCOUNTING POLICIES continued

D. Budgets and Budgetary Accounting (continued)

- 7. Appropriations lapse on June 30 for all Town funds unless they are carried forward by a resolution of Town Council.
- 8. All budgetary data presented in the accompanying financial statements reflect budget reviews as of June 30.

E. Cash and Cash Equivalents

For purposes of the Statement of Cash Flows, cash and cash equivalents include all cash on hand and in banks, certificates of deposit, and highly liquid investments with maturities of three months or less.

F. Receivables and Payables

Activities between funds that are representative of lending/borrowing arrangements outstanding at the end of the fiscal year are referred to as either “due to/from other funds” (i.e., the current portion of interfund loans) or “advances to/from other funds” (i.e., the non-current portion of interfund loans). All other outstanding balances between funds are reported as “due to/from other funds.” Any residual balances outstanding between the governmental activities and business-type activities are reported in the government-wide financial statements as “internal balances.”

Advances between funds, as reported in the fund financial statements, are offset by a fund balance reserve account in applicable governmental funds to indicate that they are not available for appropriation and are not expendable available financial resources.

G. Capital Assets

Capital outlays are recorded as expenditures of the governmental funds of the Town, and as assets in the government-wide financial statements.

Property, plant and equipment purchases are stated at cost or estimated cost. Donated property is recorded at the prevailing market value at date of donation. Depreciation is recorded on capital assets on a government-wide basis or in the Proprietary Funds using the straight-line method and the following estimated useful lives:

Buildings and improvements	33.5 years
Water system	25 years
Office and other equipment	5–25 years
Vehicles	5 years

H. Use of Estimates

The preparation of financial statements in conformity with U.S. GAAP requires management to make estimates and assumptions that affect the reported amounts of assets and liabilities and disclosure of contingent assets and liabilities at the date of the financial statements and the reported amounts of revenues and expenses during the reporting period. Actual results could differ from those estimates.

NOTE 1 SUMMARY OF SIGNIFICANT ACCOUNTING POLICIES continued

I. Allowance for Uncollectible Amounts

The Town calculates its allowance for uncollectible accounts using historical collection data and, in certain cases, specific account analysis. The allowance for uncollectible taxes is \$1,090.30 at June 30, 2020.

J. Compensated Absences

The Town accrues compensated absences (annual and sick leave benefits) when vested. The amounts include all balances earned by employees, which would be paid upon employee terminations, resignations or retirements.

An estimate of ten percent of the liability has been classified as current in the government-wide financial statements.

K. Fund Equity

Beginning with fiscal year 2011, the Town implemented GASB Statement 54, *Fund Balance Reporting and Governmental Fund Type Definitions*. This Statement provides more clearly defined fund balance categories to make the nature and extent of the constraints placed on a government's fund balance more transparent. The following classifications describe the relative strength of the spending constraints placed on the purposes for which resources can be used:

- *Nonspendable fund balance* – amounts that are not in spendable form (such as inventory and prepaids) or are required to be maintained intact (corpus of a permanent fund);
- *Restricted fund balance* – amounts constrained to specific purposes by their providers (such as grantors, bondholders, and higher levels of government) through constitutional provisions or by enabling legislation;
- *Committed fund balance* – amounts constrained to specific purposes by a government itself, using its highest level of decision-making authority; to be reported as committed, amounts cannot be used for any other purpose unless the government takes the same highest level action to remove or change the constraint;
- *Assigned fund balance* – amounts a government intends to use for a specific purpose; intent can be expressed by the governing body or by an official or body to which the governing body delegates the authority;
- *Unassigned fund balance* – amounts that are available for any purpose; positive amounts are only reported in the general fund.

When fund balance resources are available for a specific purpose in more than one classification, it is the Town's policy to use the most restrictive funds first in the following order: restricted, committed, assigned, and unassigned as they are needed.

Town Council establishes (and modifies or rescinds) fund balance commitments by passage of a resolution. This is typically done through adoption and amendment of the budget. A fund balance commitment is further indicated in the budget document as a designation or commitment of the fund (such as for special incentives). Assigned fund balance is established by Town Council through adoption or amendment of the budget as intended for specific purpose (such as the purchase of capital assets, construction, debt service, or for other purposes).

NOTE 2 PROPERTY TAXES RECEIVABLE

Property is assessed at its value on January 1. Property taxes attach as an enforceable lien on property as of January 1. Taxes are payable December 5th. The Town bills and collects its own property taxes.

NOTE 3 DEPOSITS AND INVESTMENTS

Deposits

Deposits with banks are covered by the Federal Deposit Insurance Corporation (FDIC) and collateralized in accordance with the Virginia Security for Public Deposits Act (the "Act") Section 2.2-4400 et. seq. of the Code of Virginia. Under the Act, banks and savings institutions holding public deposits in excess of the amount insured by the FDIC must pledge collateral to the Commonwealth of Virginia Treasury Board. Financial Institutions may choose between two collateralization methodologies and, depending upon that choice, will pledge collateral that ranges in amounts from 50% to 130% of excess deposits. Accordingly, all deposits are considered fully collateralized.

Investments

Statutes authorize the Town to invest in obligations of the United States or agencies thereof, obligations of the Commonwealth of Virginia or political subdivisions thereof, obligations of the International Bank for Reconstruction and Development (World Bank), the Asian Development Bank, the African Development Bank, "prime quality" commercial paper and certain corporate notes, banker's acceptances, repurchase agreements and the State Treasurer's Local Government Investment Pool (LGIP). The Town had no investments at June 30, 2020.

NOTE 4 INTERFUND BALANCES AND ACTIVITY

There were no interfund receivables, payables or related activity as of June 30, 2020.

NOTE 5 DUE FROM OTHER GOVERNMENTAL UNITS

There were no amounts due from other governments at June 30, 2020.

NOTE 6 DEFERRED REVENUE

There were no deferred revenue amounts at June 30, 2020.

NOTE 7 CAPITAL ASSETS

The following is a summary of changes in capital assets during the fiscal year:

	<u>Balance</u>	<u>Increases</u>	<u>Decreases</u>	<u>Ending Balance</u>
Governmental activities:				
Capital assets not being depreciated:				
Land	\$ 228,324	\$ -	\$ -	\$ 228,324
Total capital assets not being depreciated	<u>\$ 228,324</u>	<u>\$ -</u>	<u>\$ -</u>	<u>\$ 228,324</u>
Capital assets being depreciated:				
Buildings and improvements	\$ 1,070,437	\$ -	\$ -	\$ 1,070,437
Office and other equipment	<u>303,068</u>	<u>-</u>	<u>-</u>	<u>303,068</u>
Total capital assets being depreciated	<u>\$ 1,373,505</u>	<u>\$ -</u>	<u>\$ -</u>	<u>\$ 1,373,505</u>
Less accumulated depreciation for:				
Buildings and improvements	\$ 709,843	\$ 46,180	\$ -	\$ 756,023
Office and other equipment	<u>235,356</u>	<u>4,909</u>	<u>-</u>	<u>240,265</u>
Total accumulated depreciation	<u>\$ 945,199</u>	<u>\$ 51,090</u>	<u>\$ -</u>	<u>\$ 996,289</u>
Total capital assets being depreciated, net	<u>\$ 428,306</u>	<u>\$ (51,090)</u>	<u>\$ -</u>	<u>\$ 377,216</u>
Governmental activities capital assets, net	<u><u>\$ 656,630</u></u>	<u><u>\$ (51,090)</u></u>	<u><u>\$ -</u></u>	<u><u>\$ 605,540</u></u>

Depreciation expense has been allocated as follows:

General government administration	\$ 13,233
Public works	36,086
Parks, recreation and cultural	<u>1,770</u>
Total depreciation expense	<u><u>\$ 51,090</u></u>

NOTE 7 CAPITAL ASSETS continued

	<u>Beginning</u>	<u>Increases</u>	<u>Decreases</u>	<u>Ending Balance</u>
Business-type activities:				
Capital assets not being depreciated:				
Land	\$ 251,000	\$ -	\$ -	\$ 251,000
Total capital assets not being	<u>\$ 251,000</u>	<u>\$ -</u>	<u>\$ -</u>	<u>\$ 251,000</u>
Capital assets being depreciated:				
Water system	\$ 1,493,801	\$ -	\$ -	1,493,801
Vehicles	25,865	-	-	25,865
Office and other equipment	113,296	-	-	113,296
Total capital assets being	<u>\$ 1,632,962</u>	<u>\$ -</u>	<u>\$ -</u>	<u>\$ 1,632,962</u>
Less accumulated depreciation for:				
Water system	\$ 1,472,025	\$ 34,253	\$ -	1,506,279
Vehicles	25,865	-	-	25,865
Office and other equipment	98,640	1,927	-	100,567
Total accumulated depreciation	<u>\$ 1,596,530</u>	<u>\$ 36,180</u>	<u>\$ -</u>	<u>\$ 1,632,711</u>
Total capital assets being	<u>\$ 36,432</u>	<u>\$ (36,180)</u>	<u>\$ -</u>	<u>\$ 251</u>
Business-type activities capital	<u><u>\$ 287,432</u></u>	<u><u>\$ (36,180)</u></u>	<u><u>\$ -</u></u>	<u><u>\$ 251,251</u></u>

Depreciation expense has been allocated as follows:

Total depreciation expense	<u><u>\$ 36,180</u></u>
----------------------------	-------------------------

NOTE 8 LONG-TERM OBLIGATIONS

The following is a summary of long-term obligations for the fiscal year ended June 30, 2020:

Incurred by Town

Net pension liability	\$ <u>(325,548)</u>
Total governmental obligations	\$ <u><u>(325,548)</u></u>

NOTE 9 CLAIMS, JUDGMENTS AND COMPENSATED ABSENCES

In accordance with GASB Statement 16, *Accounting and Financial Reporting for Claims, Judgments and Compensated Absences*, the Town has accrued the liability arising from outstanding claims and judgments and compensated absences. Town employees earn vacation and sick leave based upon length of service. The Town has no outstanding accrued vacation pay.

NOTE 10 DEFINED BENEFIT PENSION PLAN

Plan Description

Name of Plan: Virginia Retirement System (VRS)
Identification of Plan: Agent and Cost-Sharing, Multiple-Employer Defined Benefit Pension Plan
Administering Entity: Virginia Retirement System (System)

All full-time, salaried permanent employees of the Town, (the “Political Subdivision”) are automatically covered by the VRS Retirement Plan upon employment. This multi-employer agent plan is administered by the Virginia Retirement System (the System) along with plans for other employer groups in the Commonwealth of Virginia. Members earn one month of service credit for each month they are employed and for which they and their employer pay contributions to VRS. Members are eligible to purchase prior service, based on specific criteria as defined in the *Code of Virginia*, as amended. Eligible prior service that may be purchased includes prior public service, active military service, certain periods of leave, and previously refunded service.

The System administers three different benefit structures for covered employees – Plan 1, Plan 2, and Hybrid. Each of these benefit structures has a different eligibility criteria. The specific information for each plan and the eligibility for covered groups within each plan are available at:

<https://www.varetire.org/retirement-plans/defined-benefit/plan1>

<https://www.varetire.org/retirement-plans/defined-benefit/plan2>

<https://www.varetirement.org/hybrid.html>

The System issues a publicly available comprehensive annual financial report that includes financial statements and required supplementary information for VRS. A copy of the most recent report may be obtained from the VRS website at <http://www.varetire.org/Pdf/Publications/2019-annual-report.pdf>, or by writing to the System’s Chief Financial Officer at P.O. Box 2500, Richmond, VA 23218-2500.

NOTE 10 DEFINED BENEFIT PENSION PLAN - continued

Employees Covered by Benefit Terms

As of the June 30, 2018 actuarial valuation, the following employees were covered by the benefit terms of the pension plan:

	<u>Town</u>
Inactive members or their beneficiaries currently receiving benefits	6
Inactive Members	
Vested	3
Non-vested	3
LTD	0
Active elsewhere in VRS	<u>2</u>
Total Inactive Members	8
Active Members	<u>2</u>
Total	<u><u>16</u></u>

Contributions

Contributions The contribution requirement for active employees is governed by §51.1-145 of the Code of Virginia, as amended, but may be impacted as a result of funding options provided to political subdivisions by the Virginia General Assembly. Employees are required to contribute 5.00% of their compensation toward their retirement.

The Town’s contractually required contribution rate for the year ended June 30, 2020 was 6.75% of covered employee compensation. This rate was based on an actuarially determined rate from an actuarial valuation as of June 30, 2017.

This rate, when combined with employee contributions, was expected to finance the costs of benefits earned by employees during the year, with an additional amount to finance any unfunded accrued liability. Contributions to the pension plan from the Town were \$7,700 and \$7,707 for the years ended June 30, 2020 and June 30, 2019, respectively.

Net Pension Liability

The net pension liability is calculated separately for each employer and represents that particular employer’s total pension liability determined in accordance with GASB Statement No. 68, less that employer’s fiduciary net position. For political subdivisions, the net pension liability was measured as of June 30, 2019. The total pension liability used to calculate the net pension liability was determined by an actuarial valuation performed as of June 30, 2018 rolled forward to the measurement date of June 30, 2019.

Actuarial Assumptions

The total pension liability for General Employees in the Political Subdivision’s Retirement Plan was based on an actuarial valuation as of June 30, 2018, using the Entry Age Normal actuarial cost method and the following assumptions, applied to all periods included in the measurement and rolled forward to the measurement date of June 30, 2019.

NOTE 10 DEFINED BENEFIT PENSION PLAN - continued

Inflation	2.50%
General Employees – Salary increases, including inflation	3.50 – 5.35%
Investment rate of return	6.75%, net of pension plan investment expense, including inflation*

**Administrative expenses as a percent of the market value of assets for the last experience study were found to be approximately 0.06% of the market assets for all of the VRS plans. This would provide an assumed investment return rate for GASB purposes of slightly more than the assumed 6.75%. However, since the difference was minimal, and a more conservative 6.75% investment return assumption provided a projected plan net position that exceeded the projected benefit payments, the long-term expected rate of return on investments was assumed to be 6.75% to simplify preparation of pension liabilities.*

Mortality rates:

Largest 10 – (Non 10 Largest) – Hazardous Duty; 45% of deaths are assumed to be service related.

Pre-Retirement:

RP-2014 Employee Rates to age 80, Healthy Annuitant Rates at ages 81 and older projected with scale BB to 2020; males 95% of rates; females 105% of rates.

Post-Retirement:

RP-2014 Employee Rates to age 49, Healthy Annuitant Rates at ages 50 and older projected with scale BB to 2020; males set forward 3 years; females 1.0% increase compounded from ages 70 to 90.

Post-Disablement:

RP-2014 Disability Mortality Rates projected with scale BB to 2020; males set forward 2 years, 110% of rates; females 125% of rates.

All Others (Non 10 Largest) – Non-Hazardous Duty: 45% of deaths are assumed to be service related.

Pre-Retirement:

RP-2014 Employee Rates to age 80, Healthy Annuitant Rates at ages 81 and older projected with scale BB to 2020; males 95% of rates; females 105% of rates.

Post-Retirement:

RP-2014 Employee Rates to age 49, Healthy Annuitant Rates at ages 50 and older projected with scale BB to 2020; males set forward 3 years; females 1.0% increase compounded from ages 70 to 90.

Post-Disablement:

RP-2014 Disability Mortality Rates projected with scale BB to 2020; males set forward 2 years, 110% of rates; females 125% of rates.

The actuarial assumptions used in the June 30, 2018 valuation were based on the results of an actuarial experience study for the period from July 1, 2012 through June 30, 2016, except the change in the discount rate, which was based on VRS Board action effective as of July 1, 2019. Changes to the actuarial assumptions as a result of the experience study and VRS Board action are as follows:

NOTE 10 DEFINED BENEFIT PENSION PLAN - continued

Largest 10 – Non-Hazardous Duty:

Mortality Rates (Pre-retirement, post-retirement healthy, and disabled)	Update to a more current mortality table – RP-2014 projected to 2020
Retirement Rates	Lowered rates at older ages and changed final retirement from 70-75
Withdrawal Rates	Adjusted rates to better fit experience at each year age and service through 9 years of service
Disability Rates	Lowered rates
Salary Scale	No change
Line of Duty Disability	Increase rate from 14% to 15%
Discount Rate	Decrease rate from 7.00% to 6.75%

All Others (Non 10 Largest) – Non-Hazardous Duty:

Mortality Rates (Pre-retirement, post-retirement healthy, and disabled)	Update to a more current mortality table – RP-2014 projected to 2020
Retirement Rates	Lowered rates at older ages and changed final retirement from 70 to 75
Withdrawal Rates	Adjusted rates to better fit experience at each year age and service through 9 years of service
Disability Rates	Lowered rates
Salary Scale	No change
Line of Duty Disability	Increase rate from 14% to 15%
Discount Rate	Decrease rate from 7.00% to 6.75%

Long-Term Expected Rate of Return

The long-term expected rate of return on pension System investments was determined using a log-normal distribution analysis in which best-estimate ranges of expected future real rates of return (expected returns, net of pension System investment expense and inflation) are developed for each major asset class. These ranges are combined to produce the long-term expected rate of return by weighting the expected future real rates of return by the target asset allocation percentage and by adding expected inflation. The target asset allocation and best estimate of arithmetic real rates of return for each major asset class are summarized in the following table:

Asset Class (Strategy)	Target Allocation	Arithmetic Long- Term Expected Real Rate of Return	Weighted Average Long-Term Expected Real Rate of Return
Public Equity	34.00%	5.61%	1.91%
Fixed Income	15.00%	0.88%	0.13%
Credit Strategies	14.00%	5.13%	0.72%
Real Assets	14.00%	5.27%	0.74%
Private Equity	14.00%	8.77%	1.23%
MAPS - Multi-Asset Public Strategies	6.00%	3.52%	0.21%
PIP - Private Investment Partnership	3.00%	6.29%	0.19%
Total	100.00%		5.13%
	Inflation		2.50%
	*Expected arithmetic nominal return		7.63%

NOTE 10 DEFINED BENEFIT PENSION PLAN - continued

*The above allocation provides a one-year return of 7.63%. However, one-year returns do not take into account the volatility present in each of the asset classes. In setting the long-term expected return for the system, stochastic projections are employed to model future returns under various economic conditions. The results provide a range of returns over various time periods that ultimately provide a median return of 7.11%, including expected inflation of 2.50%. The VRS Board elected a long-term rate of 6.75% which is roughly at the 40th percentile of expected long-term results of the VRS fund asset allocation.

Discount Rate

The discount rate used to measure the total pension liability was 6.75%. The projection of cash flows used to determine the discount rate assumed that member contributions will be made per the VRS Statutes and the employer contributions will be made in accordance with the VRS funding policy at rates equal to the difference between actuarially determined contribution rates adopted by the VRS Board of Trustees and the member rate. Consistent with the phased-in funding provided by the General Assembly for state and teacher employer contributions; political subdivisions were also provided with an opportunity to use an alternate employer contribution rate. For the year ended June 30, 2019, the alternate rate was the employer contribution rate used in FY 2012 or 100% of the actuarially determined employer contribution rate from the June 30, 2017, actuarial valuations, whichever was greater. Through the fiscal year ending June 30, 2019, the rate contributed by the school division for the VRS Teacher Retirement Plan will be subject to the portion of the VRS Board-certified rates that are funded by the Virginia General Assembly which was 100% of the actuarially determined contribution rate. From July 1, 2019 on, participating employers and school divisions are assumed to continue to contribute 100% of the actuarially determined contribution rates. Based on those assumptions, the pension plan’s fiduciary net position was projected to be available to make all projected future benefit payments of current active and inactive employees. Therefore, the long-term expected rate of return was applied to all periods of projected benefit payments to determine the total pension liability.

Changes in Net Pension Liability

	Total Pension Liability (a)	Plan Fiduciary Net Position (b)	Net Pension Liability (Asset) (a) - (b)
Total pension liability	\$ 739,895	\$ 1,065,443	\$ (325,548)
Service cost	7,206	-	7,206
Interest	50,214	-	50,214
Changes in benefit terms	-	-	-
Changes in assumptions	19,655	-	19,655
Difference between expected and actual experience	13,937	-	13,937
Contributions - employer	-	(39)	39
Contributions - employee	-	4,638	(4,638)
Net investment income	-	69,648	(69,648)
Benefit payments, including refunds of employee contributions	(45,110)	(45,110)	-
Administrative expense	-	(717)	717
Other changes	-	(44)	44
Net change in total pension liability	45,902	28,376	17,526
Balance at June 30, 2018	\$ 785,797	\$ 1,093,819	\$ (308,022)

NOTE 10 DEFINED BENEFIT PENSION PLAN - continued

Sensitivity of the Political Subdivision’s Proportionate Share of the Net Pension Liability to Changes in the Changes in the Discount Rate

The following presents the political subdivision’s and school division’s proportionate share of the net pension liability using the discount rate of 6.75%, as well as what the political subdivision’s and school division’s proportionate share of the net pension liability would be if it were calculated using a discount rate that is one percentage point lower (6.00%) or one percentage point higher (8.00%) than the current rate:

	1% Decrease (5.75%)	Current Discount (6.75%)	1% Increase (7.75%)
Net Pension Liability (Asset)	\$ <u>(219,046)</u>	\$ <u>(308,022)</u>	\$ <u>(379,572)</u>

Pension Expense and Deferred Outflows of Resources and Deferred Inflows of Resources Related to Pensions

For the year ended June 30, 2020, the Town recognized pension expense of \$7,206 at June 30, 2020, the Town’s deferred inflows of resources were \$9,328 and the deferred outflows of resources were \$2,488.

Deferred outflows of resources related to pensions resulting from contributions, subsequent to the measurement date will be recognized as a reduction of the Net Pension Liability in the fiscal year ending June 30, 2020. Other amounts reported as deferred outflows of resources and deferred inflows of resources related to pensions will be recognized in pension expense in future reporting periods as follows:

<u>Year Ended June 30</u>	
2021	\$ 2,701
2022	(10,010)
2023	(227)
2024	696
2025	-
Thereafter	-

Pension Plan Data

Information about the VRS Political Subdivision Retirement Plan is also available in the separately issued VRS 2019 Comprehensive Annual Financial Report (CAFR). A copy of the 2019 VRS CAFR may be downloaded from the VRS website at <http://www.varetire.org/Pdf/Publications/2019-annual-report.pdf>, or by writing to the System’s Chief Financial Officer at P.O. Box 2500, Richmond, VA 23218-2500.

NOTE 11 CONTINGENT LIABILITIES

As of June 30, 2020, there were no matters of litigation involving the Town that would materially affect the Town’s financial position should any court decisions on pending matters not be favorable to the Town.

NOTE 12 SURETY BONDS

	<u>Amount</u>
Virginia Department of Risk Management:	
Town Administrator	\$ 50,000
Blanket bond - all employees	50,000

NOTE 13 EXPENDITURES IN EXCESS OF APPROPRIATIONS

There were no expenditures in excess of appropriations.

NOTE 14 DEFICIT NET POSITION

At June 30, 2020, the following fund had a deficit balance.

Fund	Balance
Uptons Point Fund	(1,001)

NOTE 15 ADJUSTMENTS TO BEGINNING BALANCES

Fund	<u>Net Position</u> Governmental Activities	<u>Net Position</u> Business Type Activities
Beginning net position/fund balances as previously reported, 6/30/19	\$ 2,637,671	\$ 480,087
Correction of capital assets and depreciation	<u>224,756</u>	<u>47,931</u>
Beginning net position/fund balances as restated, 7/1/19	<u>\$ 2,862,427</u>	<u>\$ 528,018</u>

NOTE 16 SUBSEQUENT EVENTS

Events or transactions sometimes occur subsequent to the balance-sheet date, but prior to the issuance of the financial statement that have a material effect on the financial statements and therefore require adjustment or disclosure in the statements. In accordance with AU Section 560 – the entity is required to disclose those events – that if not disclosed – would cause the financial statements to be misleading. Subsequent events are evaluated through March 30, 2022, the date which the financial statements were available.

REQUIRED SUPPLEMENTARY INFORMATION

NOTE TO REQUIRED SUPPLEMENTARY INFORMATION

Presented budgets were prepared in accordance with accounting principles generally accepted in the United States of America.

Year Ended June 30, 2020

Schedule of Revenues, Expenditures and Changes in Fund Balances – Budget and Actual
General Fund

	<u>Budgeted Amounts</u>		<u>Actual Amounts</u>	<u>Variance with Final Budget - Positive (Negative)</u>
	<u>Original</u>	<u>Final</u>		
REVENUES				
General property taxes	\$ 262,900	\$ 262,900	\$ 268,966	\$ 6,066
Other local taxes	188,050	188,050	233,252	45,202
Permits, privilege fees, and regulatory licenses	2,700	2,700	2,725	25
Charges for services	6,200	6,200	3,163	(3,037)
Miscellaneous	46,795	46,795	51,294	4,499
Intergovernmental revenues	-	-	-	-
Total revenues	<u>\$ 506,645</u>	<u>\$ 506,645</u>	<u>\$ 559,399</u>	<u>\$ 52,754</u>
EXPENDITURES				
Current:				
General government administration	\$ 223,672	\$ 223,672	\$ 226,932	\$ (3,260)
Public safety	11,945	11,945	11,945	-
Public works	80,050	80,050	71,463	8,587
Buildings and grounds	50,040	50,040	32,671	17,369
Parks, recreation, and cultural	32,016	32,016	17,061	14,955
Community development	90,222	90,222	95,024	(4,802)
Total expenditures	<u>\$ 487,945</u>	<u>\$ 487,945</u>	<u>\$ 455,097</u>	<u>\$ 32,848</u>
Excess (deficiency) of revenues over (under) expenditures	<u>\$ 18,700</u>	<u>\$ 18,700</u>	<u>\$ 104,302</u>	<u>\$ 85,602</u>
OTHER FINANCING SOURCES (USES)				
Transfers out	\$ (18,700)	\$ (18,700)	\$ (18,700)	\$ -
Transfers in	-	-	-	-
Total other financing sources and uses	<u>\$ (18,700)</u>	<u>\$ (18,700)</u>	<u>\$ (18,700)</u>	<u>\$ -</u>
Net change in fund balances	\$ -	\$ -	\$ 85,602	\$ 85,602
Fund balances - beginning	-	-	448,869	448,869
Fund balances - ending	<u>\$ -</u>	<u>\$ -</u>	<u>\$ 534,471</u>	<u>\$ 534,471</u>

Schedule of Changes in Net Pension Liability (Asset) and Related Ratios
 Primary Government
 For the Measurement Dates of June 30, 2015 through June 30, 2018

	2019	2018	2017	2016
Total pension liability - beginning	\$ 739,895	\$ 729,206	\$ 711,738	\$ 704,691
Service cost	7,206	6,775	7,462	6,781
Interest	50,214	49,498	48,295	47,803
Difference between expected and actual experience	13,937	(1,405)	(1,822)	(3,961)
Changes in assumptions	19,655	-	7,162	-
Benefit payments, including refunds of employee contributions	(45,110)	(44,179)	(43,629)	(43,576)
Net change in total pension liability	<u>\$ 45,902</u>	<u>\$ 10,689</u>	<u>\$ 17,468</u>	<u>\$ 7,047</u>
Total pension liability - ending (a)	<u>\$ 785,797</u>	<u>\$ 739,895</u>	<u>\$ 729,206</u>	<u>\$ 711,738</u>
Plan fiduciary net position				
Contributions - employer	(39)	255	95	(261)
Contributions - employee	4,638	4,152	4,008	3,923
Net investment income	69,648	75,345	114,465	16,130
Benefit payments, including refunds of employee contributions	(45,110)	(44,179)	(43,629)	(43,576)
Administrative expense	(717)	(671)	(686)	(626)
Other	(44)	(66)	(101)	(7)
Net change in plan fiduciary net position	<u>\$ 28,376</u>	<u>\$ 34,836</u>	<u>\$ 74,152</u>	<u>\$ (24,417)</u>
Plan fiduciary net position - beginning	<u>1,065,443</u>	<u>1,030,607</u>	<u>956,455</u>	<u>980,872</u>
Plan fiduciary net position - ending (b)	<u>\$ 1,093,819</u>	<u>\$ 1,065,443</u>	<u>\$ 1,030,607</u>	<u>\$ 956,455</u>
Town's net pension liability (asset) - ending (a) - (b)	\$ (308,022)	\$ (325,548)	\$ (301,401)	\$ (244,717)
Covered payroll	\$ 86,637	\$ 90,517	\$ 87,299	\$ 82,095
Net pension liability (asset) as a percentage of covered payroll	-356%	-360%	-345%	-298%

Notes to the Required Supplementary Information
For the Year Ended June 30, 2020

Changes of benefit terms – There have been no actuarially material changes to the System benefit provisions since the prior actuarial valuation.

Changes of assumptions – The actuarial assumptions used in the June 30, 2018 valuation were based on the results of an actuarial experience study for the period from July 1, 2012 through June 30, 2016, except the change in the discount rate, which was based on VRS Board action effective as of July 1, 2019. Changes to the actuarial assumptions as a result of the experience study and VRS Board action are as follows:

Largest 10 – Non-Hazardous Duty:

Mortality Rates (Pre-retirement, post-retirement healthy, and disabled)	Update to a more current mortality table – RP-2014 projected to 2020
Retirement Rates	Lowered rates at older ages and changed final retirement from 70-75
Withdrawal Rates	Adjusted rates to better fit experience at each year age and service through 9 years of service
Disability Rates	Lowered rates
Salary Scale	No change
Line of Duty Disability	Decrease rate from 60% to 45%
Discount Rate	Decrease rate from 7.00% to 6.75%

All Others (Non 10 Largest) – Non-Hazardous Duty:

Mortality Rates (Pre-retirement, post-retirement healthy, and disabled)	Update to a more current mortality table – RP-2014 projected to 2020
Retirement Rates	Lowered rates at older ages and changed final retirement from 70 to 75
Withdrawal Rates	Adjusted rates to better fit experience at each year age and service through 9 years of service
Disability Rates	Lowered rates
Salary Scale	No change
Line of Duty Disability	Increase rate from 14% to 15%
Discount Rate	Decrease rate from 7.00% to 6.75%

Year Ended June 30, 2020
 Schedule of Revenues – Budget and Actual
 General Fund

Fund, Major and Minor Revenue Source	Original Budget	Final Budget	Actual	Variance with Final Budget - Positive (Negative)
Real property taxes	\$ 250,000	\$ 250,000	\$ 244,170	\$ (5,830)
Real property taxes - delinquent	1,500	1,500	12,641	11,141
Public service corporation taxes	3,300	3,300	3,181	(119)
Personal property taxes	7,000	7,000	6,902	(98)
Personal property taxes - delinquent	100	100	909	809
Penalties	500	500	720	220
Interest	500	500	442	(58)
Total general property taxes	<u>\$ 262,900</u>	<u>\$ 262,900</u>	<u>\$ 268,966</u>	<u>\$ 6,066</u>
State sales tax	\$ 21,000	\$ 21,000	\$ 25,372	\$ 4,372
Consumer utility tax	2,500	2,500	3,310	810
Business license tax	7,500	7,500	6,212	(1,288)
Motor vehicle license tax	6,500	6,500	7,441	941
Bank franchise tax	30,000	30,000	41,593	11,593
Lodging tax	7,000	7,000	5,960	(1,040)
Meals tax	100,000	100,000	129,527	29,527
Meals tax penalty	100	100	244	144
Oyster Festival meals tax	10,000	10,000	10,585	585
Oyster Festival meals tax penalty	50	50	-	(50)
Communication sales tax	3,400	3,400	3,007	(393)
Total other local taxes	<u>\$ 188,050</u>	<u>\$ 188,050</u>	<u>\$ 233,252</u>	<u>\$ 45,202</u>
Total tax	<u>\$ 450,950</u>	<u>\$ 450,950</u>	<u>\$ 502,217</u>	<u>\$ 51,267</u>
Permits, privilege fees, and regulatory licenses:				
Zoning permits	\$ 100	\$ 100	\$ 300	\$ 200
Motorized carts	1,000	1,000	1,050	50
Interest earned from banks	400	400	175	(225)
Rental of property	1,200	1,200	1,200	-
Total permits, privilege fees, and regulatory licenses	<u>\$ 2,700</u>	<u>\$ 2,700</u>	<u>\$ 2,725</u>	<u>\$ -</u>
Charges for Services:				
Annual pool memberships	\$ 2,000	\$ 2,000	\$ 70	\$ (1,930)
Daily pool fees	2,500	2,500	1,668	(832)
Pool parties	200	200	600	400
Food and beverage sales	1,500	1,500	825	(675)
Total charges for services	<u>\$ 6,200</u>	<u>\$ 6,200</u>	<u>\$ 3,163</u>	<u>\$ (675)</u>
Miscellaneous Revenue:				
Visitor center sales	\$ -	\$ -	\$ -	\$ -
OF Foundation Reimbursement	20,000	20,000	23,915	3,915
Trolley sponsorship and donations	4,500	4,500	150	(4,350)
Miscellaneous revenue	500	500	10,292	9,792
Cats Meow	300	300	128	(172)
PPTRA (Tax Relief)	5,995	5,995	5,995	-
Litter control grant	1,000	1,000	814	(186)
Fire program funds	10,000	10,000	10,000	-
Art grant award	4,500	4,500	-	(4,500)
Total charges for services	<u>\$ 46,795</u>	<u>\$ 46,795</u>	<u>\$ 51,294</u>	<u>\$ 4,499</u>
Total other fees	<u>\$ 55,695</u>	<u>\$ 55,695</u>	<u>\$ 57,182</u>	<u>\$ 3,824</u>
Total revenue from local sources	<u>\$ 506,645</u>	<u>\$ 506,645</u>	<u>\$ 559,399</u>	<u>\$ 52,754</u>
Total General Fund	<u>\$ 506,645</u>	<u>\$ 506,645</u>	<u>\$ 559,399</u>	<u>\$ 52,754</u>

Year Ended June 30, 2020
 Schedule of Expenditures – Budget and Actual
 General Fund

Fund, Major and Minor Revenue Source	Original Budget	Final Budget	Actual	Variance with Final Budget - Positive (Negative)
General Fund:				
General government administration:				
Town Council	\$ 9,200	\$ 9,200	\$ 8,331	\$ 869
Town Treasurer	41,776	41,776	25,869	15,906
Town Administrator	40,511	40,511	42,311	(1,800)
Professional services	33,000	33,000	42,277	(9,277)
General administration	99,185	99,185	108,144	(8,959)
Total general government administration	<u>\$ 223,672</u>	<u>\$ 223,672</u>	<u>\$ 226,932</u>	<u>\$ (3,260)</u>
Public safety:				
Public safety:	\$ 11,945	\$ 11,945	\$ 11,945	\$ -
Total public safety	<u>\$ 11,945</u>	<u>\$ 11,945</u>	<u>\$ 11,945</u>	<u>\$ -</u>
Public works:				
Refuse collection	\$ 53,950	\$ 53,950	\$ 49,454	\$ 4,496
Maintenance and grounds	26,100	26,100	22,009	4,091
Total public works	<u>\$ 80,050</u>	<u>\$ 80,050</u>	<u>\$ 71,463</u>	<u>\$ 8,587</u>
Buildings and grounds:				
Administration	\$ 18,840	\$ 18,840	\$ 14,543	\$ 4,297
Buildings and grounds	31,200	31,200	18,128	13,072
Total building and grounds	<u>\$ 50,040</u>	<u>\$ 50,040</u>	<u>\$ 32,671</u>	<u>\$ 17,369</u>
Parks, recreation and cultural:				
Administration	\$ 19,916	\$ 19,916	\$ 11,978	\$ 7,938
Regional Pool	12,100	12,100	5,083	7,017
Total parks, recreation and cultural	<u>\$ 32,016</u>	<u>\$ 32,016</u>	<u>\$ 17,061</u>	<u>\$ 14,955</u>
Community development:				
Planning and community development	\$ 42,787	\$ 42,787	\$ 26,933	\$ 15,854
Oyster fest	21,550	21,550	23,771	(2,221)
Trolley	9,500	9,500	4,182	5,318
Visitor's center	16,385	16,385	40,138	(23,753)
Total planning and community development	<u>\$ 90,222</u>	<u>\$ 90,222</u>	<u>\$ 95,024</u>	<u>\$ (4,802)</u>
Funds Transfers				
Transfer to Marina	\$ 18,700	\$ 18,700	\$ 18,700	\$ -
Total Transfers	<u>\$ 18,700</u>	<u>\$ 18,700</u>	<u>\$ 18,700</u>	<u>\$ -</u>
Total General Fund	<u>\$ 506,645</u>	<u>\$ 506,645</u>	<u>\$ 473,797</u>	<u>\$ 32,848</u>

Independent Auditor's Report on Internal Control over Financial Reporting and on Compliance and Other Matters Based on an Audit of Financial Statements Performed in Accordance with *Government Auditing Standards*

**To the Honorable Governing Body
Town of Urbanna, Virginia**

We have audited the accompanying financial statements of the Town of Urbanna, Virginia, as of and for the year ended June 30, 2020, and have issued our report thereon dated March 30, 2022. We conducted our audit in accordance with auditing standards generally accepted in the United States of America and the standards applicable to financial audits contained in *Government Auditing Standards*, issued by the Comptroller General of the United States and the *Specifications for Audits of Counties, Cities, and Towns*, issued by the Auditor of Public Accounts of the Commonwealth of Virginia.

Internal Control over Financial Reporting

In planning and performing our audit of the financial statements, we considered the Town of Urbanna, Virginia's internal control over financial reporting (internal control) to determine the audit procedures that are appropriate in the circumstances for the purpose of expressing our opinions on the financial statements, but not for the purpose of expressing an opinion on the effectiveness of the Town of Urbanna, Virginia's internal control. Accordingly, we do not express an opinion on the effectiveness of the Town of Urbanna, Virginia's internal control.

A *deficiency in internal control* exists when the design or operation of a control does not allow management or employees, in the normal course of performing their assigned functions, to prevent, or detect and correct, misstatements on a timely basis. A *material weakness* is a deficiency, or a combination of deficiencies, in internal control, such that there is a reasonable possibility that a material misstatement of the entity's financial statements will not be prevented, or detected and corrected on a timely basis. A *significant deficiency* is a deficiency, or a combination of deficiencies, in internal control that is less severe than a material weakness, yet important enough to merit attention by those charged with governance.

Our consideration of internal control was for the limited purpose described in the first paragraph of this section and was not designed to identify all deficiencies in internal control that might be material weaknesses or significant deficiencies. Given these limitations, during our audit we did not identify any deficiencies in internal control that we consider to be material weaknesses. However, material weaknesses may exist that have not been identified.

Compliance and Other Matters

As part of obtaining reasonable assurance about whether the Town of Urbanna, Virginia's financial statements are free of material misstatement, we performed tests of its compliance with certain provisions of laws, regulations, contracts, and grant agreements, noncompliance with which could have a direct and material effect on the determination of financial statement amounts. However, providing an opinion on compliance with those provisions was not an objective of our audit, and accordingly, we do not express such an opinion. The results of our tests disclosed no material instances of noncompliance that are required to be reported here under U.S. *Government Auditing Standards*.

Purpose of this Report

The purpose of this report is solely to describe the scope of our testing of internal control and compliance and the results of that testing, and not to provide an opinion on the effectiveness of the entity's internal control or on compliance. This report is an integral part of an audit performed in accordance with *Government Auditing Standards* in considering the entity's internal control and compliance. Accordingly, this communication is not suitable for any other purpose.

Clarksville, Maryland
March 30, 2022